



**STOCKINGER**  
SAFETY FIRST CLASS

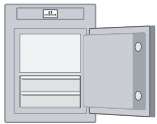
# QUESTIONS CONCERNING CUSTOMIZATION OF A „STOCKINGER BESPOKE LINE“ SAFE

We will gladly devote our time and attention to manufacturing your safe according to your precise wishes to safely and stylishly accommodate your watches, jewellery and documents. In order to guarantee your satisfaction, we will provide the most exquisite finishes and elaborate interiors for your safe. The choice and the configuration of your customized safe can easily be achieved by means of this detailed list below.

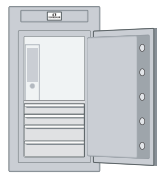
Our website [www.stockinger.com](http://www.stockinger.com) provides further in-depth information on all Stockinger safes, details on finishes and interiors, materials and storage capabilities for your watches and jewellery.

For a personal consulting service please call our manufacturing manager Daniel Schestag at +49 - 89 - 7590 5828.

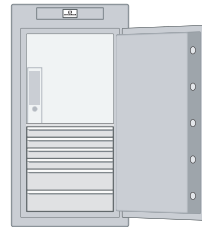
## 1. Please choose your Stockinger safe



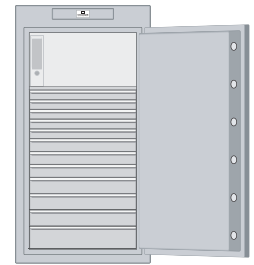
Model CUBE  
(Height: 67,5 cm, weight: 220 kg)  
(Height: 26.6 inches, weight 485 lbs)



Model ISIS  
(Height: 94 cm, weight: 350 kg)  
(Height: 37.5 inches, weight 775 lbs)



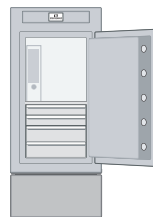
Model CHIMERA  
(Height: 126,5 cm, weight: 560 kg)  
(Height: 49.8 inches, weight 1,235 lbs)



Model PHOENIX  
(Height: 160 cm, weight: 860 kg)  
(Height: 63 inches, weight 1,900 lbs)

## 2. Do you prefer your Stockinger to stand on a base (height: 10 inches)?

- Yes, with base  
 No, without base



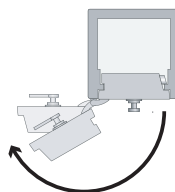
With base



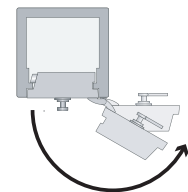
Without base

## 3. Right-hand or left-hand opening?

- Left-hand  
(hinges located on the left side)
- Right-hand  
(hinges located on the right, recommended)



Left-hand  
(hinges located on the left side)



Right-hand  
(hinges located on the right)



# STOCKINGER

SAFETY FIRST CLASS

4. Which security level do you desire?

- VDS III (One lock and one-time entry of code)
- VDS IV (Two locks and two-time entry of code)

5. Should your safe be fixed to the floor or wall? Generally, a fixing is not necessary as insurance companies do not require it with safes above 300 kg in weight.

- No, without attachment
- Yes, with attachment to the floor
- Yes, with attachment to the wall

Please specify material of floor/wall:

---

---

6. Should your safe be connected to the alarm system? A prerequisite for such a connection is the availability of an alarm system connection at the installation location.

- No, without alarm system connection
- Yes, with alarm system connection

7. Which finish do you prefer for your safe?

- Single-colored. RAL- or Pantone-number: \_\_\_\_\_
- Special finish (i.e. metallic, mahogany, crystal effects).

Please describe:

---

---

---

---

8. Which finishing for your safe's interior and handle do you prefer?

- Stockinger Gold  
(The handle is solid brass, gold-plated)
- Stockinger Silber  
(The handle is solid chromed brass)

The exact selection of the jewelry and watch trays as well as the amount and sizes of the drawers are the most important and intricate part in the configuration of your safe. Please take sufficient time to answer these questions.

Please begin by selecting the specific trays for your jewelry and your watches. In order to gain an overview of all possible designs for the corresponding safe model, we advise to print out the pdf-files „Jewelry and watch trays for models CUBE/ISIS“ or „Jewelry and watch trays for model CHIMERA“. Those can be found on our website [www.stockinger.com](http://www.stockinger.com) under „Customization“.

9. Selection of jewelry and watch trays

Please select those trays suitable to your personal situation and your valuables and enter the product code below (4-digit code located in the upper right hand corner of the tray's illustration):

Tray No.1: \_\_\_\_\_ Tray No.6: \_\_\_\_\_

Tray No.2: \_\_\_\_\_ Tray No.7: \_\_\_\_\_

Tray No.3: \_\_\_\_\_ Tray No.8: \_\_\_\_\_

Tray No.4: \_\_\_\_\_ Tray No.9: \_\_\_\_\_

Tray No.5: \_\_\_\_\_ Tray No.10: \_\_\_\_\_

Should you prefer a different design of a tray, we will gladly customize a tray according to your detailed specifications.



# STOCKINGER

SAFETY FIRST CLASS

## 10. Amount and height of the drawers?

The drawers available to you result from your selection of the trays (question 9), whereby one must adhere to the maximum usable interior height (in brackets) of the individual safe models CUBE (35 cm), ISIS (61 cm), CHIMERA (93 cm) und PHOENIX (127 cm), which must not be exceeded.

For example, a safe model ISIS may hold one drawer of 140 mm, one of 100 mm and four drawers of 80 mm (total 56 cm).

A chosen tray may always fit into a taller drawer, but never in a smaller one. Should you require further drawers without a tray, please indicate the amount of drawers below:

Amount of further drawers of 60 mm without a tray: \_\_\_\_\_

Amount of further drawers of 80 mm without a tray: \_\_\_\_\_

Amount of further drawers of 100 mm without a tray: \_\_\_\_\_

Amount of further drawers of 140 mm without a tray: \_\_\_\_\_

## 11. Which arrangement of your safe's drawers do you prefer?

- From bottom to top (largest drawer at the bottom, recommended)
- From top to bottom (largest drawer at the top)
- Other arrangement (please specify):

---

---

---

---

## 12. Material and color for the lining of the drawers and the trays?

For years we have been using the well proven „Stockinger Suede“ material which is extremely sturdy and well suited for your jewelry and watch collections due to the lack of oxidizing substances.

For an overview please see „Stockinger Suede for drawers and trays“ on our website [www.stockinger.com](http://www.stockinger.com) under „Customization“. It goes without saying that we would gladly mail a folder containing samples to you. Please insert your preferred color below:

Stockinger Suede number: \_\_\_\_\_ (recommended)

Other material and color \_\_\_\_\_

## 13. Would you like interior LED lighting?

- With interior lighting:
  - White LEDs
  - Blue LEDs
  - Alternate blue and white (recommended)
- Without interior lighting

## 14. Other preferences

- Additional stacking trays. Quantity: \_\_\_\_\_
- Engraving on reverse side of the door?\*
- Lockable interior safe?

*\* If applicable, please mail your logo, crest, etc. in a printable .eps attachment*



**STOCKINGER**  
SAFETY FIRST CLASS

15. Your contact details:

Name: \_\_\_\_\_

Address: \_\_\_\_\_

\_\_\_\_\_

Phone: \_\_\_\_\_

Fax: \_\_\_\_\_

e-mail: \_\_\_\_\_

16. Delivery address (if different)

Name: \_\_\_\_\_

Address: \_\_\_\_\_

\_\_\_\_\_

Phone: \_\_\_\_\_

Fax: \_\_\_\_\_

Once you have completed all points on this list we can generate an offer and – if required – a photorealistic illustration of your safe.

The subsequent production will require between six to ten weeks. Delivery can be effected worldwide.